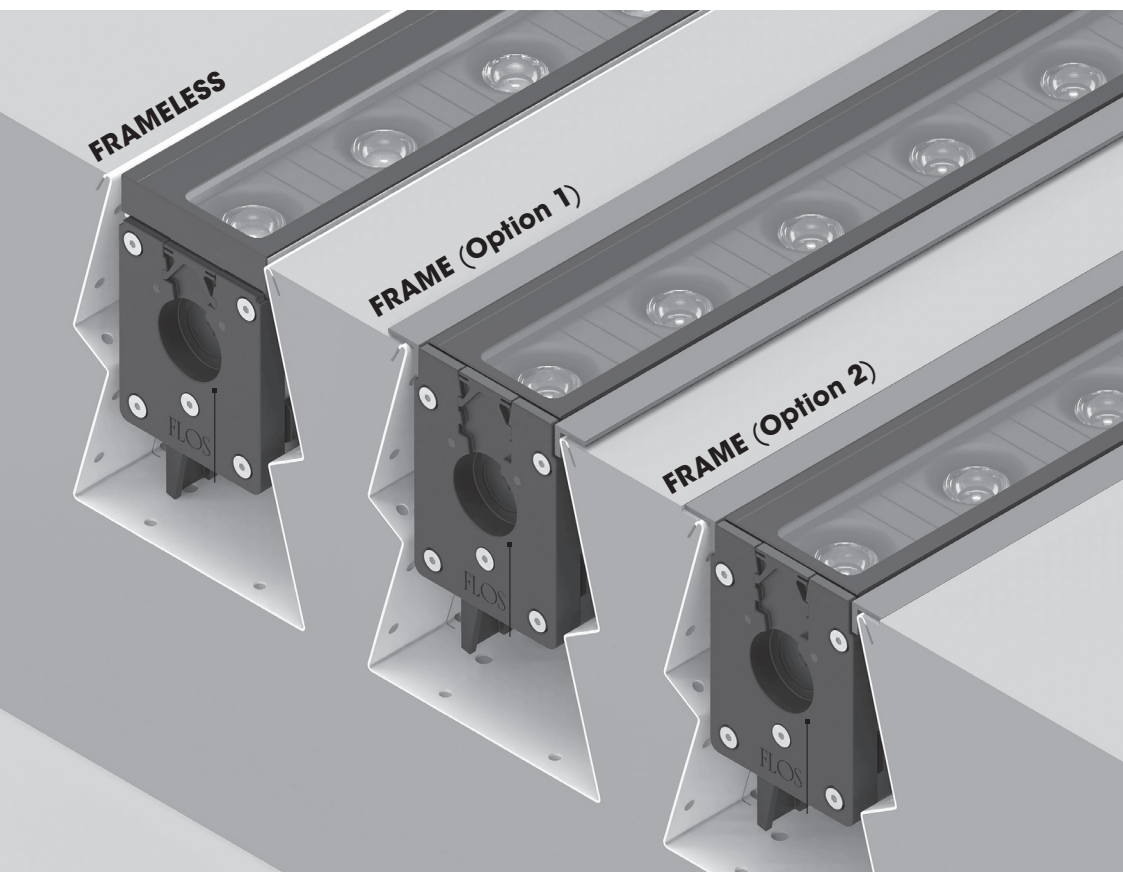


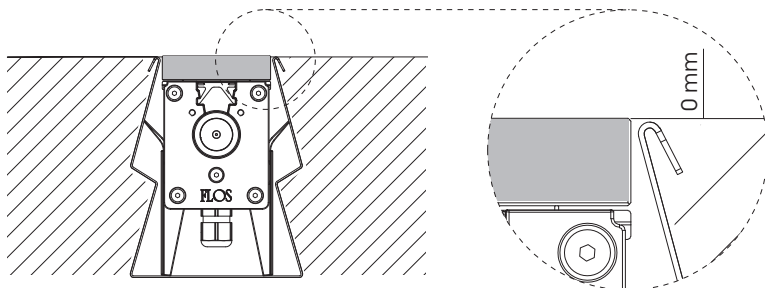
FLOS
OUTDOOR



Ingraze Cassaforma/Installation box
Designed by Flos Outdoor

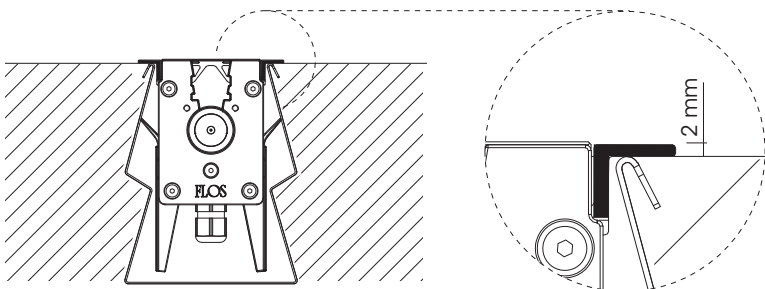
INGRAZE FRAME/FRAMELESS

OPZIONI INSTALLAZIONE PRODOTTO - PRODUCT INSTALLATION OPTIONS



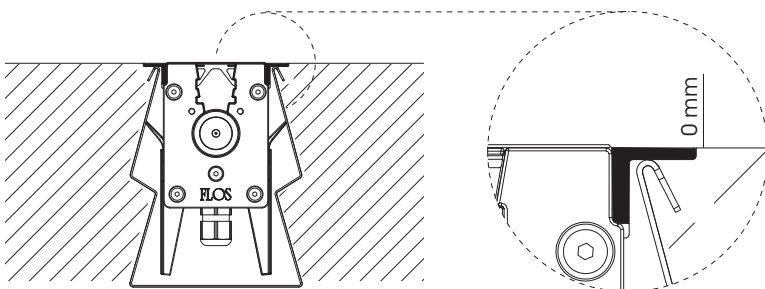
FRAMELESS

Montaggio a filo pavimento - Flush-to-floor mounting



FRAME (Option 1):

Montaggio Frame fuori pavimento - Frame mounting off the floor

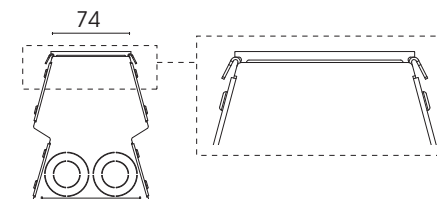
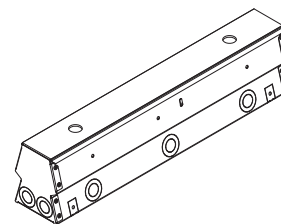


FRAME (Option 2):

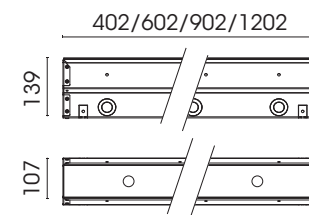
Montaggio Frame a filo pavimento - Frame mounting flush-to-floor

CASSAFORMA_BOX FRAME (Option 1)/FRAMELESS

PER INSTALLAZIONE SINGOLA
SINGLE INSTALLATION

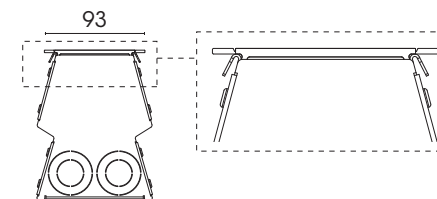
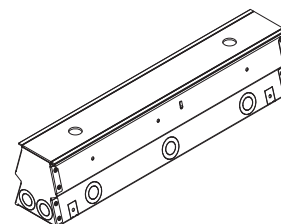


L.400mm cod. F017Z110000
L.600mm cod. F017Z120000
L.900mm cod. F017Z130000
L.1200mm cod. F017Z140000

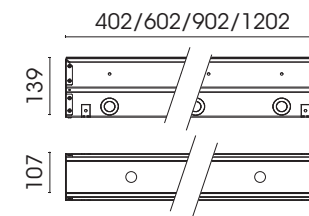


CASSAFORMA_BOX FRAME (Option 2)

PER INSTALLAZIONE SINGOLA FLUSH
SINGLE FLUSH INSTALLATION

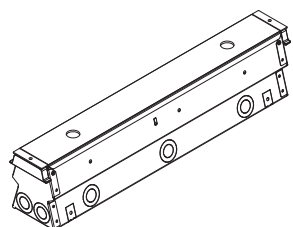


L.400mm cod. F017Z010000
L.600mm cod. F017Z020000
L.900mm cod. F017Z030000
L.1200mm cod. F017Z040000

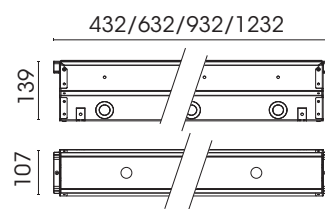
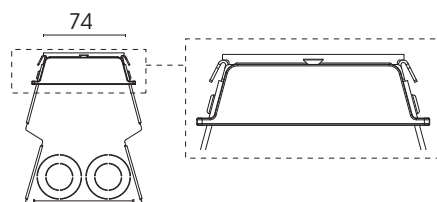


CASSAFORMA BOX FRAME (Option 1)/FRAMELESS_ANTI-THEFT

PER INSTALLAZIONE SINGOLA
SINGLE INSTALLATION

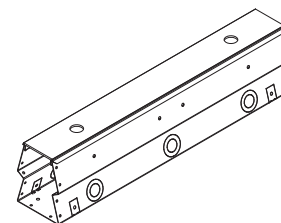


L.400mm cod. F017Z710000
L.600mm cod. F017Z720000
L.900mm cod. F017Z730000
L.1200mm cod. F017Z740000

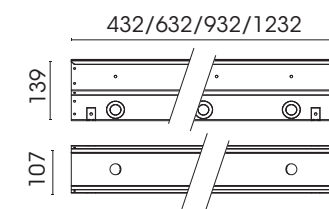
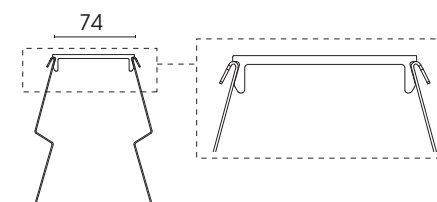


MODULO CASSAFORMA FRAME (Option 1)/FRAMELESS

PER INSTALLAZIONE FILA CONTINUA FLUSH
SINGLE INSTALLATION/ CONTINUOUS LINE FLUSH

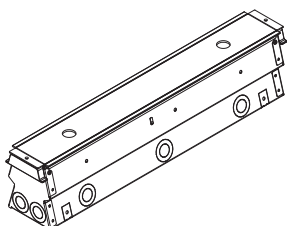


L.400mm cod. F017Z211000
L.600mm cod. F017Z221000
L.900mm cod. F017Z231000
L.1200mm cod. F017Z241000

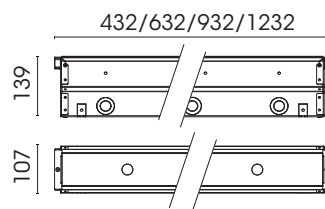
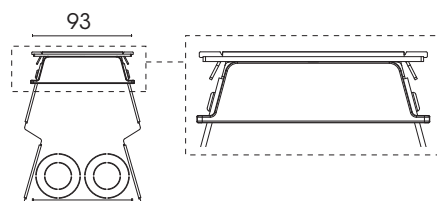


CASSAFORMA BOX FRAME (Option 2)_ANTI-THEFT

PER INSTALLAZIONE SINGOLA/FILA CONTINUA FLUSH
CONTINUOUS LINE FLUSH INSTALLATION

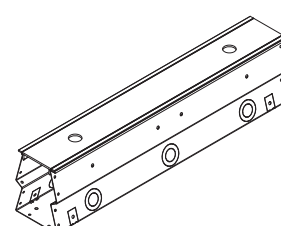


L.400mm cod. F017Z610000
L.600mm cod. F017Z620000
L.900mm cod. F017Z630000
L.1200mm cod. F017Z640000

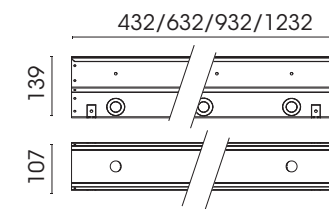
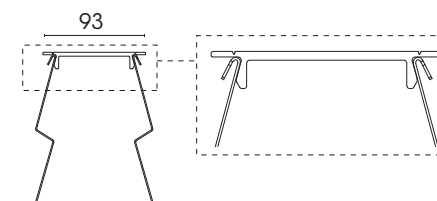


MODULO CASSAFORMA FRAME (Option 2)

PER INSTALLAZIONE FILA CONTINUA FLUSH
CONTINUOUS LINE FLUSH INSTALLATION



L.400mm cod. F017Z210000
L.600mm cod. F017Z220000
L.900mm cod. F017Z230000
L.1200mm cod. F017Z240000

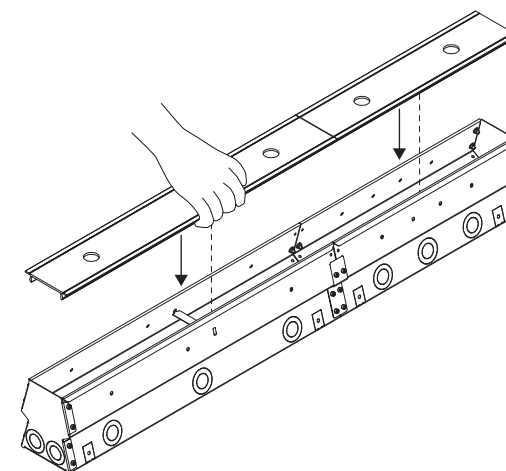
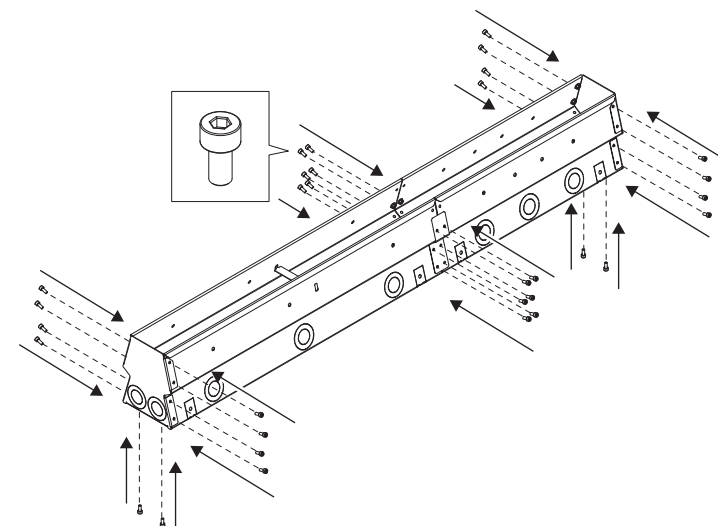
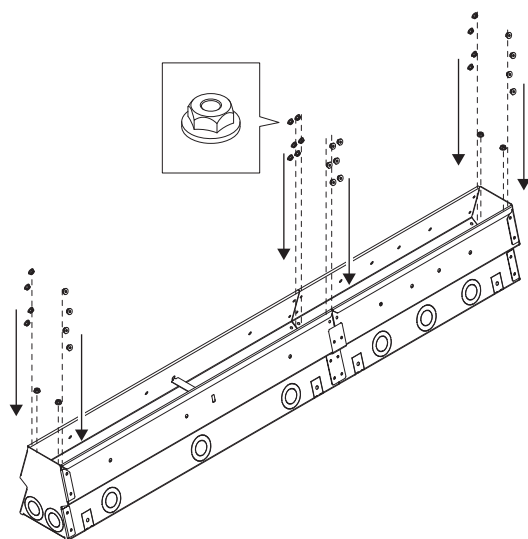
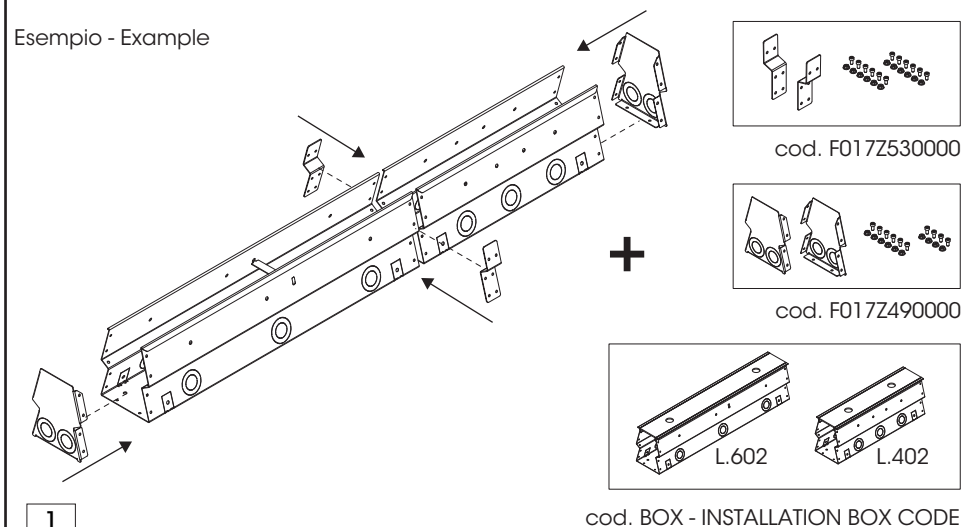


INGRAZE FRAME/FAMELESS

ASSEMBLAGGIO CASSAFORMA IN FILA CONTINUA

INSTALLATION BOX ASSEMBLING IN A CONTINUOUS LINE

Esempio - Example



PER QUALSIASI
CHIARIMENTO
SUL CORRETTO
ASSEMBLAGGIO
CONTATTARE
LA NOSTRA ASSISTENZA
(FLOS OUTDOOR)
+39 039 6900892
flos.outdoor@flos.com

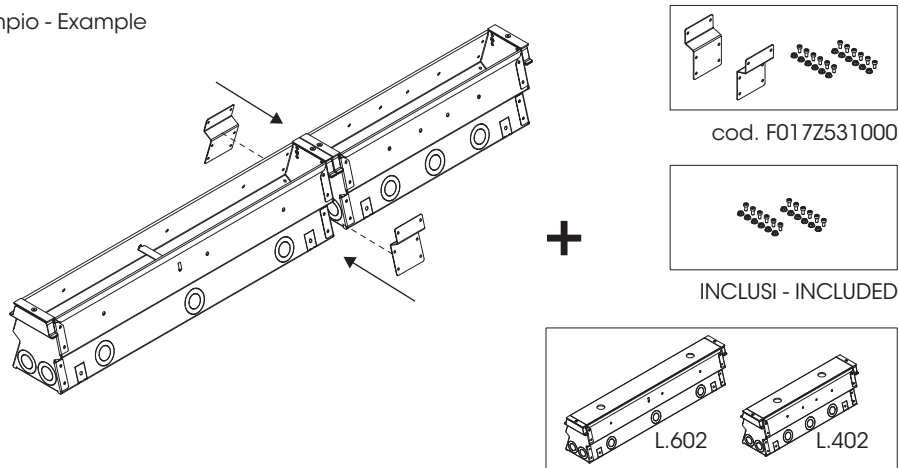
FOR ANY
CLARIFICATION ON THE
CORRECT ASSEMBLY,
CONTACT OUR
FLOS OUTDOOR SUPPORT
+39 039 6900892
flos.outdoor@flos.com

INGRAZE FRAME/FRAMELESS_ANTI-THEFT

ASSEMBLAGGIO CASSAFORMA IN FILA CONTINUA

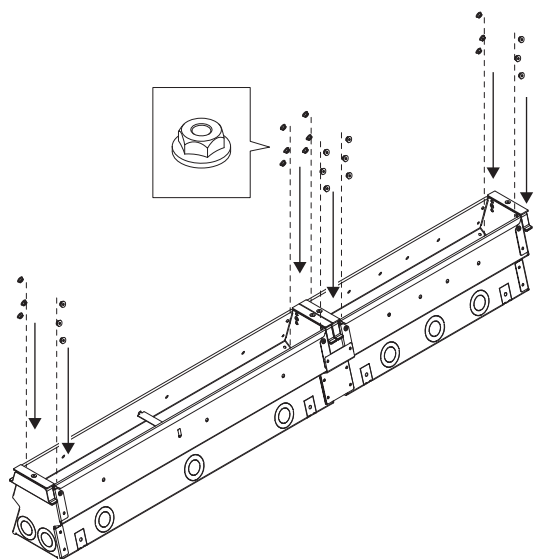
INSTALLATION BOX ASSEMBLING IN A CONTINUOUS LINE

Esempio - Example

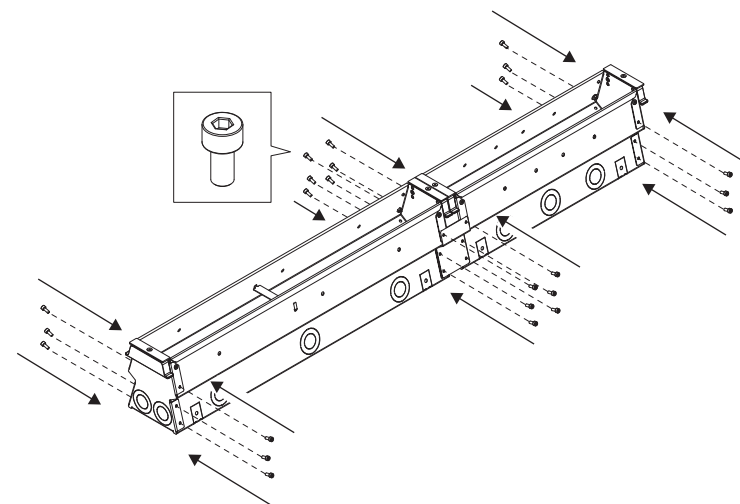


1

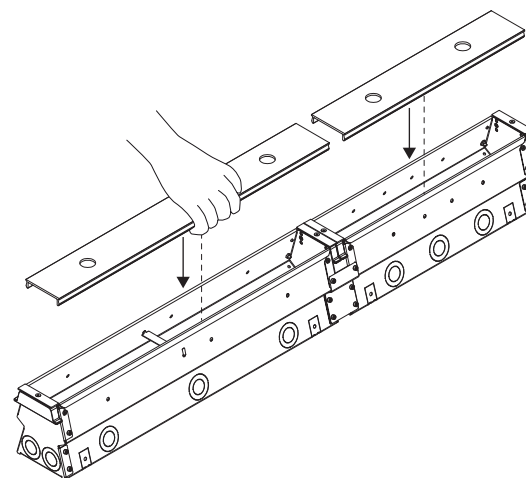
cod. BOX_ ANTI-THEFTANTI-THEFT - ANTI-THEFT INSTALLATION BOX CODE



2



3



4



PER QUALSIASI
CHIARIMENTO
SUL CORRETTO
ASSEMBLAGGIO
CONTATTARE
LA NOSTRA ASSISTENZA
(FLOS OUTDOOR)
+39 039 6900892
flos.outdoor@flos.com

FOR ANY
CLARIFICATION ON THE
CORRECT ASSEMBLY,
CONTACT OUR
FLOS OUTDOOR SUPPORT
+39 039 6900892
flos.outdoor@flos.com

INGRAZE FRAME/FRAMELESS

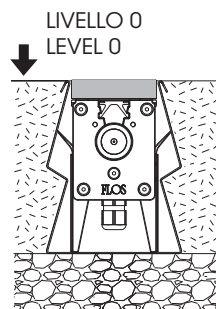
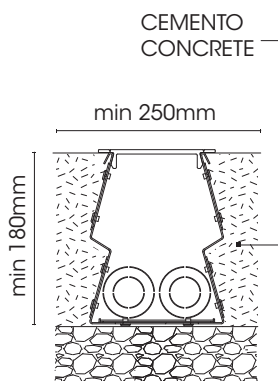
INDICAZIONI GENERALI - GENERAL INFORMATION



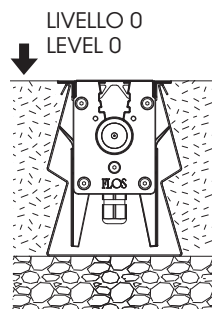
Valido solo per
Valid only for
INGRAZE FRAME Option 2
INGRAZE FRAMELESS

Cassaforma a filo
pavimento finito

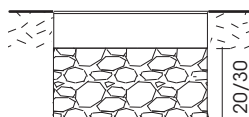
Recessed box to be
flush with the
installation surface



FRAMELESS

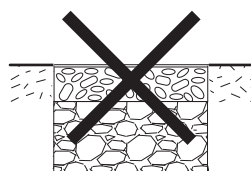


FRAME Option 2



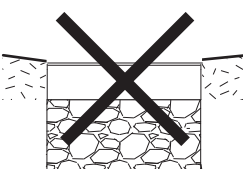
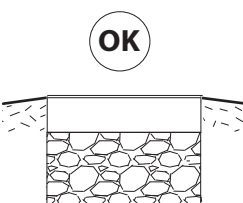
Predisporre 20-30 cm di ghiaia,
poi riempire di acqua e
assicurarsi che esca tutta
entro 30 minuti.
In caso contrario è obbligatorio
un sistema di drenaggio
supplementare
(es. tubo drenaggio per
applicazioni in cemento).

Arrange for a 20-30cm drainage
gravel layer and fill it with water.
If after 30 minutes water still
stagnates it is compulsory to
integrate an additional draining
system (e.g. drain pipe).



Prima di montare
l'apparecchio rimuovere
eventuali materiali presenti
all'interno della cassaforma.

Before mounting the device,
remove any material present
inside the box.

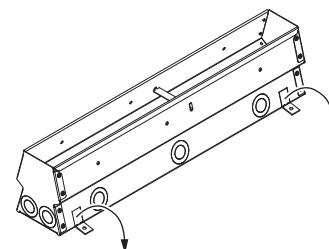


Evitare l'installazione in
avvallamenti o in punti di
ristagno d'acqua.

To avoid water stagnation do
not place the box for
installation on hollow areas.

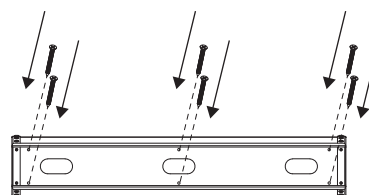
OPZIONALE

Alette per fissaggio su struttura esistente
Optional flaps for fixing on existing structure



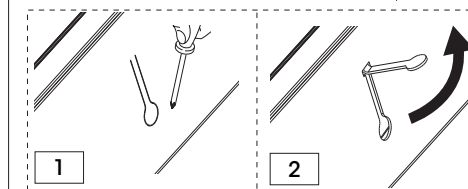
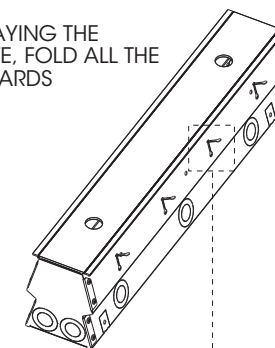
OPZIONALE

Fori per fissaggio su struttura esistente
Holes for fixing on existing structure

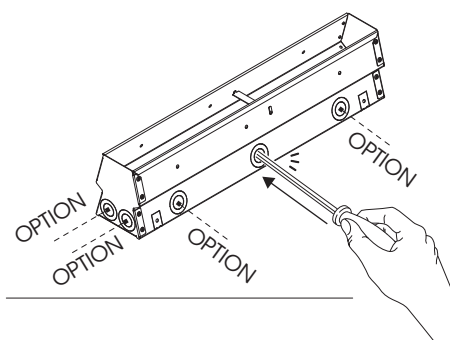


PRIMA DI GETTARE IL
CEMENTO, PIEGARE TUTTE
LE LINGUETTE VERSO L'ALTO

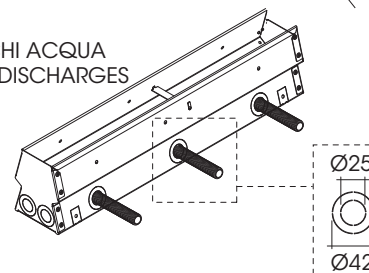
BEFORE LAYING THE
CONCRETE, FOLD ALL THE
TABS UPWARDS



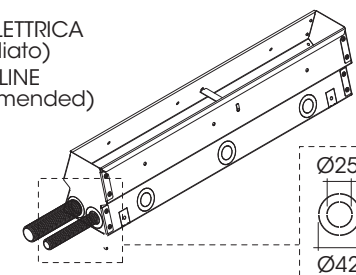
ENTRATA di ALIMENTAZIONE - POWER ENTRY



SCARICHI ACQUA WATER DISCHARGES



LINEA ELETTRICA
(consigliato)
POWER LINE
(recommended)



COD.F990C080000 (DALI / 1...10V)

85mm (socket/plug closed)

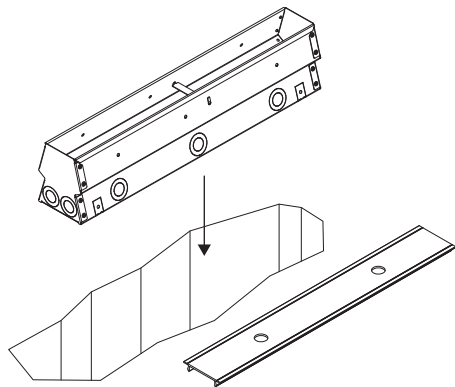
COD.F990C081000 (ON-OFF)

85mm (socket/plug closed)

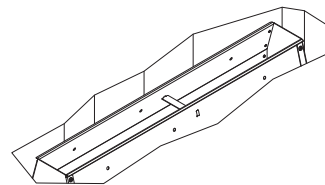
CON ACCESSORI **F990C080000/F990C081000**
UTILIZZARE TUBO CORRUGATO Ø40 mm
WITH ACCESSORIES **F990C080000/F990C081000**
USE CORRUGATED PIPE Ø40 mm

INGRAZE FRAME/FRAMELESS

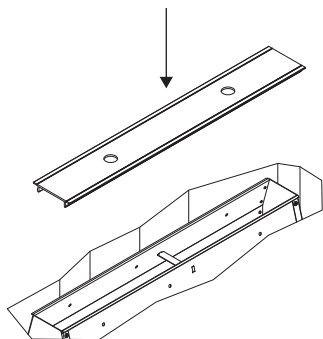
INSTALLAZIONE CASSAFORMA - INSTALLATION BOX



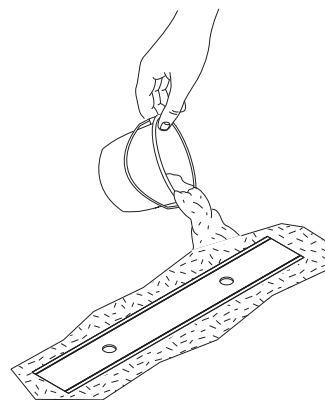
1



2



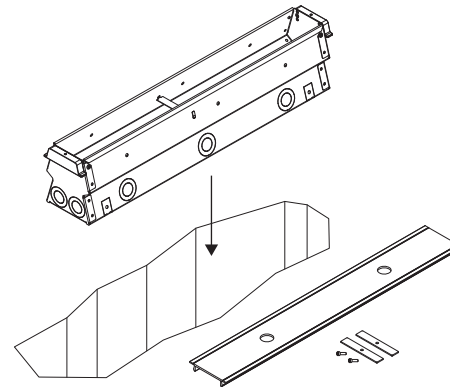
3



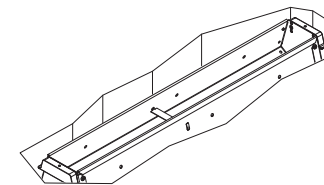
4

INGRAZE FRAME/FRAMELESS_ANTI-THEFT

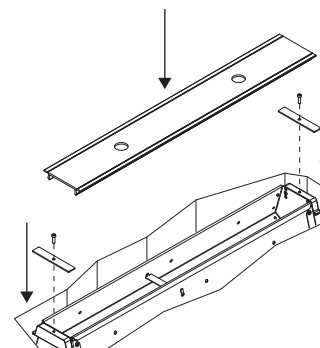
INSTALLAZIONE CASSAFORMA - INSTALLATION BOX



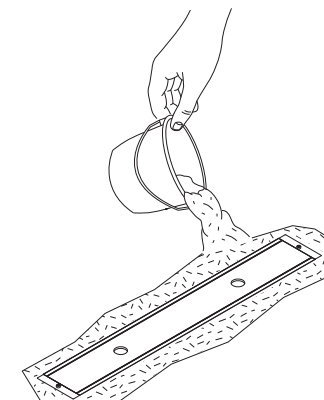
1



2



3



4

ITA. Direttiva 2002/96/CE rifiuti di apparecchiature elettriche ed elettroniche /RAEE:
Informazioni agli utenti: ai sensi dell'articolo 13 del Decreto legislativo 25 Luglio del 2005, n. 151 "Attuazione delle Direttive 2002/95/CE, 2002/96/CE e 2003/108/CE, relative alla riduzione dell'uso di sostanze pericolose nelle apparecchiature elettriche ed elettroniche, nonché allo smaltimento dei rifiuti" questo prodotto è conforme.

Il simbolo del cassonetto barrato riportato sull'apparecchiatura o sulle sua confezione indica che il prodotto alla fine della propria vita utile deve essere raccolto separatamente dagli altri rifiuti. L'utente dovrà pertanto conferire l'apparecchiatura giunta a fine vita agli idonei centri di raccolta differenziata dei Rifiuti Elettronici ed Elettrotecnici, oppure riconsegnarla al rivenditore al momento dell'acquisto di una nuova apparecchiatura di tipo equivalente, in ragione di uno a uno. L'adeguata raccolta differenziata per l'avvio successivo dell'apparecchiatura dismessa al riciclaggio, al trattamento ed allo smaltimento ambientalmente compatibile contribuisce ad evitare possibili effetti negativi sull'ambiente e sulla salute e favorisce il riimpiego e/o riciclo dei materiali di cui è composta l'apparecchiatura. Lo smaltimento abusivo del prodotto da parte dell'utente comporta l'applicazione delle sanzioni amministrative previste dalla norma vigente.

UK. Directive 2002/96/EC (Waste Electrical and Electronic Equipment - WEEE):
Information for users.

This product complies with EU Directive 2002/96/EC. The crossed-out wastebasket symbol on the appliance means that at the end of its usefull lifespan, the product must be disposed of separatly from ordinary household wastes. The user is responsible for delivering the appliance to an appropriate collection facility at the end of its useful lifespan. Appropriate separate collection to permit recycling, treatment and environmentally compatible disposal helps prevent negative impact on the environment and human health and promotes recycling of the materials making up the product. For more information on available collection facilities, contact your local waste collection service or the shop where you bought this appliance.

ESP. Información al consumidor: En relación a la Directiva , 2002/95/CE, 2002/96/CE e 2003/108/CE, relativas a la reducción del uso de sustancias peligrosas en el aparellaje eléctrico y electrónico, así como del reciclaje de los mismos.

Este producto es conforme con la Directiva EU 2002/96/CE. El símbolo de la papelera barrada situado sobre el aparato indica que este producto, al final de su vida útil, debe ser tratado separadamente de los residuos domésticos. El usuario es responsable de la entrega del aparato al final de su vida útil a los centros de recogida autorizados. El adecuado proceso de recogida autorizados. El adecuado proceso de recogida diferenciada permite dirigir el aparato desechado al reciclaje, a su tratamiento y a su desmantelamiento de una forma compatible con el medio ambiente, contribuyendo a evitar los posibles efectos negativos sobre el ambiente y la salud, favoreciendo el reciclaje de los materiales de los que está compuesto el producto. Para información más detallada inherente a los sistemas de recogida o al establecimiento donde se adquirió el producto.

FR. Directive 2002/96/CE (Déchets d'équipements électriques et électroniques - DEEE):
Informations aux utilisateurs.


Ce produit est conforme à la Directive ED 2002/96/CE. Le symbole de la corbeille barrée reporté sul l'appareil indique que ce dernier doit être éliminé à part lorsqu'il n'est plus utilisable et non pas avec les ordures ménagères. L'utilisateur a la responsabilité de porter l'appareil hors d'usage à un centre de ramassage spécialisé. Le tri approprié des déchets permet d'acheminer l'appareil vers le recyclage, le traitement et l'élimination de façon écologiquement compatible. Il contribue à éviter les effets négatifs possibles sur l'environnement et sur la santé, tout en favorisant le recyclage des matériaux dont est constitué le produit. Pour avoir des informations plus détaillées sur les systèmes de ramassage disponibles, s'adresser au service local d'élimination des déchets ou au revendeur.

DE. Richtlinie 2002/96/EU (Elektro- un Elektronik- Aitgeräte - WEEE):
Benutzerinformationen.

Dieses Produkt entspricht der EURichtlinie 2002/96/EU. Das Symbol des auf dem Gerät dargestellten, durchgestrichenen Korbessgibt an , dass das Produkt am Endeseiner Nutzungsdauer gesondert vomHausmüll zu behandeln ist. Am Ende der Nutzungsdauer ist der Benutzer für die Überantwortung des Geräts an geeignete Sammelstellen verantwortlich. Die angemessene, getrennte Müllsammlung zwecks umweltkompatibler Behandlung und Entsorgung für den anschließenden Recyclingbeginn des nicht mehr verwendeten. Geräts trägt zur Vermeidung möglicher schädlicher Wirkungen auf Umwelt und Gesundheit bei und begünstigt das Recycling der Materialien, aus denen das Produkt zusammengesetzt ist. Für nähere Informationen bezüglich der zur Verfügung stehenden Sammelsysteme, weden Sie sich bitte an den örtlichen Müllentsorgungsdienst oder an das Geschäft, in dem der Kauf getällig worden ist.

SA. توجيه اللجنة الأوروبية رقم ٩٦ لعام ٢٠٠٢ (CE/96/2002) بشأن نفايات المعدات الكهربائية والإلكترونية/ نفايات الأجهزة الكهربائية والإلكترونية: معلومات للمستخدمين: بموجب المادة 13 من المرسوم التشريعي المؤرخ 25 تموز/يوليه 2005، رقم 151 "تنفيذ توجيهات اللجنة الأوروبية رقم 95 و96 و108 لعامي 2002/2003 وEC/2002/96 وEC/2002/95) المتعلقة بالحد من استخدام المواد الخطرة في المعدات الكهربائية والإلكترونية، فضلاً عن التخلص من النفايات" هذا المنتج متوافق مع تلك التوجيهات.

يشير رمز سلة المهملات المشطوب الموضح على الجهاز أو على عبوته إلى أن المنتج في نهاية صلاحية استخدامه يجب جمعه بشكل منفصل عن النفايات الأخرى. لذلك يجب على المستخدم تسليم المعدات في نهاية عمرها الافتراضي إلى مراكز التجميع المنفصلة المناسبة لنفايات الهندسة الإلكترونية والكهربائية، أو إعادتها إلى بائع التجزئة عند شراء معدات جديدة من نوع مماثل، واحدة تلو الأخرى. يساعد التجميع المنفصل الكافي لإعادة توجيه المعدات التي تم إيقاف تشغيلها لاحقاً لإعادة التدوير والمعالجة والتخلص المتوافق بيئياً على تجنب الآثار السلبية المحتملة على البيئة والصحة ويفضل إعادة استخدام و/أو إعادة تدوير المواد التي تتكون منها المعدات. وفي حالة التخلص غير القانوني للمنتج من قبل المستخدم سوف تطبق العقوبات الإدارية المنصوص عليها في التشريع الحالي.



RAEE-WEEE

This information only applies to customers in the European Union, according to Directive 2002/96/EC of the European parliament and of the council of 27 January 2003 on waste electrical and electronic equipment (WEE) and legislation transposing and implementing it into the various national legal systems.

